

MODEL 260 SERIES

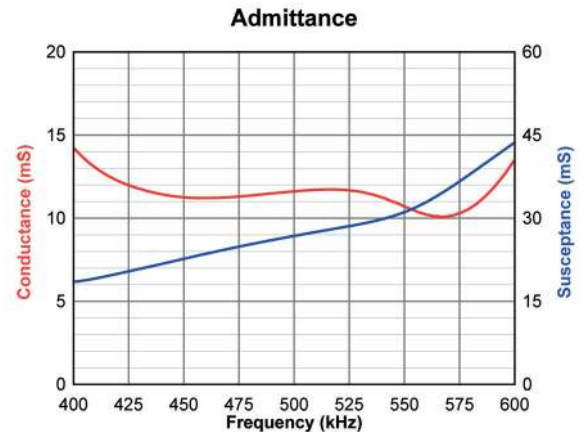
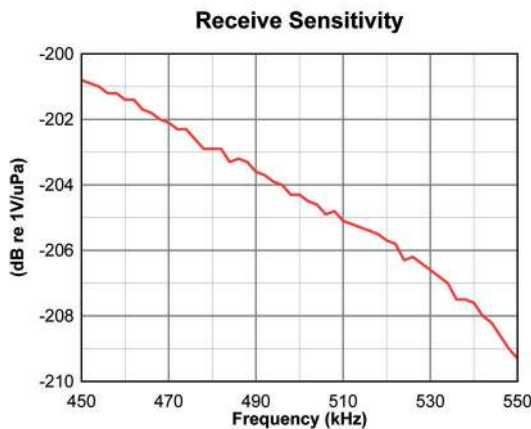


- **FREQUENCY 500 KHZ**
- **SIDESCAN TRANSDUCER**
- **SEAFLOOR MAPPING**
- **DEEP WATER CAPABILITY**
- **HULL OR TOW-FISH**

The 260 SERIES sidescan is a robust all moulded construction, operating at 500 kHz the sidescan has a very wide bandwidth. With a narrow beam in the along-track axis and wide beam in the across track axis suitable for most sea-floor mapping and other high directivity applications. The company's extensive transducer expertise has created products

that are of high performance and substantially lower cost. A deep-water version, capable of operating down to 2000 metres is available to special order.

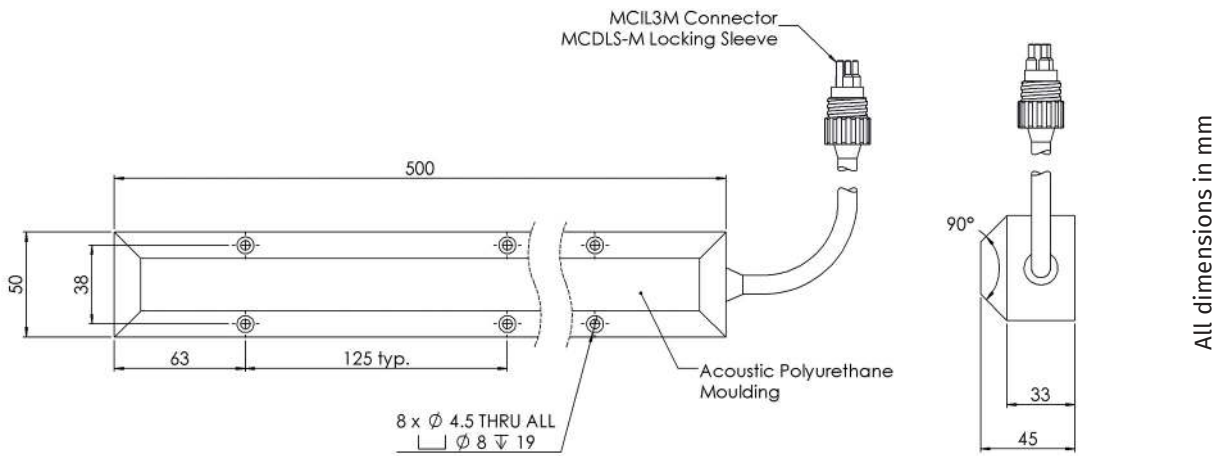
The 260 SERIES is available with or without acoustic calibration which is traceable to National Standards.



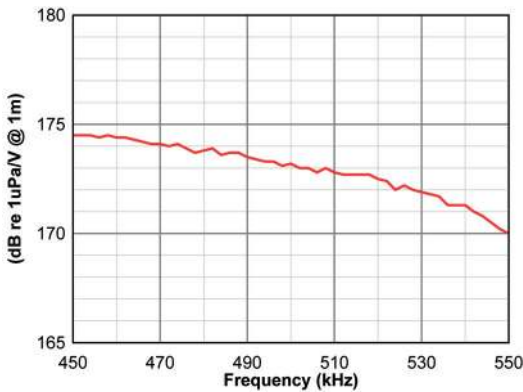
ACOUSTIC SPECIFICATION

Resonant Frequency (Nominal)	500 kHz
Horizontal Beam (-3dB)	0.4 Degrees
Vertical Beam (-3dB)	50 Degrees
Receive Sensitivity	-204 dB re 1V/μPa
Transmit Sensitivity	173 dB re 1μPa/V @ 1m
Bandwidth	100 kHz
Transmit Voltage / Duty Cycle (Max)	300 Vrms at 10%

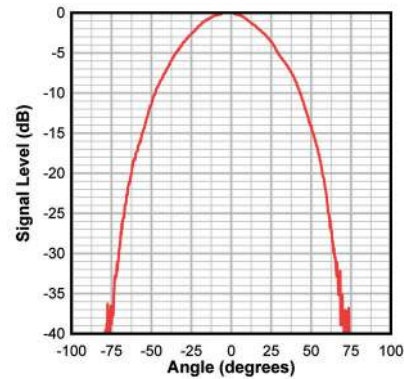
MODEL 260 SERIES



Transmit Sensitivity



Vertical Beam Pattern



MECHANICAL SPECIFICATION

Operating Depth	600m Standard (Optional 2000m – both may require an export license)
Weight Air/Water (with 10m cable)	3.5 kg / 1.3 kg
Operating Temperature	-5 to +40 °C
Storage Temperature	-40 to +80 °C
Cable Type	Ø8mm Chloroprene Rubber (Optional Ø9mm Polyurethane, Screened Twisted Pair)
Cable Length	0.2m standard (Additional lengths supplied to order)
Connector	SubConn MCIL3M with MCDLS-M Locking Sleeve
Extension Cable/Connector	Ø9mm Polyurethane, Screened Twisted Pair with SubConn MCIL3F with MCDLS-F Locking Sleeve